


Directions for Use


Initial Assembly



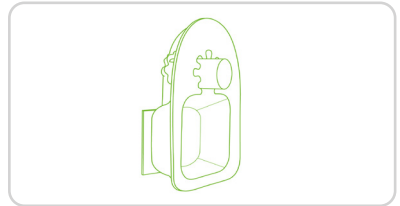
Step 1. Push the tablet gently but firmly into the holder, leaving approximately 50% of the tablet exposed.



Step 2. Remove plastic protection from the sticky mounting on the back of the holder.



Step 3. Press the holder, tablet upper-most on to a clean surface.



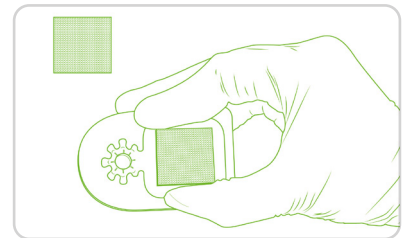
Montage correct du comprimé et du support

Tablet Replacement

Step 1. Carefully peel grip-lock to detach the holder.

Step 2. Push out the old tablet from the rear of the holder.

Step 3. Replace the new tablet and secure the holder into position (steps 1 & 2).




WARRANTY: International Pheromone Systems Ltd warrants that this product conforms to the chemical description on the label thereof and is reasonably fit for the purposes stated on such label only when used in accordance with the directions for use under normal conditions. It is impossible to eliminate all risks inherently associated with the use of this product. Unintended effects may result because of such factors as presences of other materials or the manner of use of application, all of which are beyond the use of International Pheromone Systems Ltd. In no case shall International Pheromone Systems Ltd. be liable for consequential, special or indirect damages resulting from the use or handling of this product. The buyer shall assume all such risks. International Pheromone Systems Ltd. makes no warranties or merchantability or fitness for a particular purpose or any express or implied warranty, except as stated above.

Deployment Guide

A pack of 24 tablets is sufficient to treat 600 m² (1 tablet = 25 m²)

For areas up to 50m²: Position the holders around the edges of the room 5m apart utilising wall surfaces where possible. **For areas greater than 50m²:** Position holders in a grid format 5m apart. Start from the edges of the room utilising wall surfaces first. Distribute remaining tablets throughout treatment area on other suitable surfaces and structures.



Deployment Grid 5 - 10m²

Avoid placement directly above exposed product or within 2m of pheromone monitoring traps.

Replace tablets every two months to ensure continued performance.

Use extra tablets around known pest hotspots or problem areas.

PEST MONITORING: Monitoring traps should be used throughout the treatment area to assess the level of infestation. Over time a reduction in moth numbers caught in monitoring traps will indicate that the system is working. Individual monitoring traps will provide warning of infestation hotspots, pinpointing areas requiring remedial action.

The INSECTRAC system is a prophylactic treatment and should not replace good hygiene practices.

FOR USE ONLY BY PROFESSIONAL OPERATORS

A solid formulation pellet containing 5mg/g Clothes Moth pheromone blend.

The (COSHH) Control of Substances Hazardous to Health Regulations 2002 may apply to the use of this product at work. **FOR INDOOR USE ONLY. DO NOT USE** in locations where food, feed or water could become contaminated. **DO NOT** eat, drink or smoke when using this product. **WASH HANDS AND EXPOSED SKIN** before meals and after use.

Inhalation: If powder from the tablet is inhaled, remove to fresh air. If breathing is difficult or symptoms persist, seek medical attention.

Skin contact: In case of contact, wash skin with soap and water.

Contact with eyes: In case of contact, immediately flush eyes with copious amounts of water for at least 15 minutes. If symptoms persist, seek medical attention.

Ingestion: If ingested, wash out mouth with water. Seek medical attention.

KEEP IN A SAFE PLACE. KEEP OUT OF REACH OF CHILDREN. Store unopened at or below 4°C. Use within 6 months. After removal from cold storage use within 2 weeks.

Once opened, use immediately. Spillages may make floor slippery. Avoid generating dust. In the event of a large spillage, collect the material and dispose of safely. Sweep up spilled tablets and/or powder into containers for disposal, powder residues may be removed by wiping / mopping the area with a mild detergent solution. This material and its container must be disposed of in a safe way. Packaging should be disposed of in accordance with local regulations. **DO NOT DISPOSE OF IN SEWERS.**